

# TIG Welding Torch SR 18 liquid cooled



BINZEL. The right welding torch for every job!

BINZEL liquid cooled welding torches have the high quality and technology needed for trouble-free performance whatever the welding job.

All BINZEL torches are constructed to the highest standards and offer the greatest working comfort.

This brochure defines in detail all the possible options for the above TIG torch types.

#### Technical Data (EN 50 078):

SR 18  
Rating: 320 A DC  
240 A AC  
Tungsten electrode:  $\varnothing$  0,5 - 4,0 mm

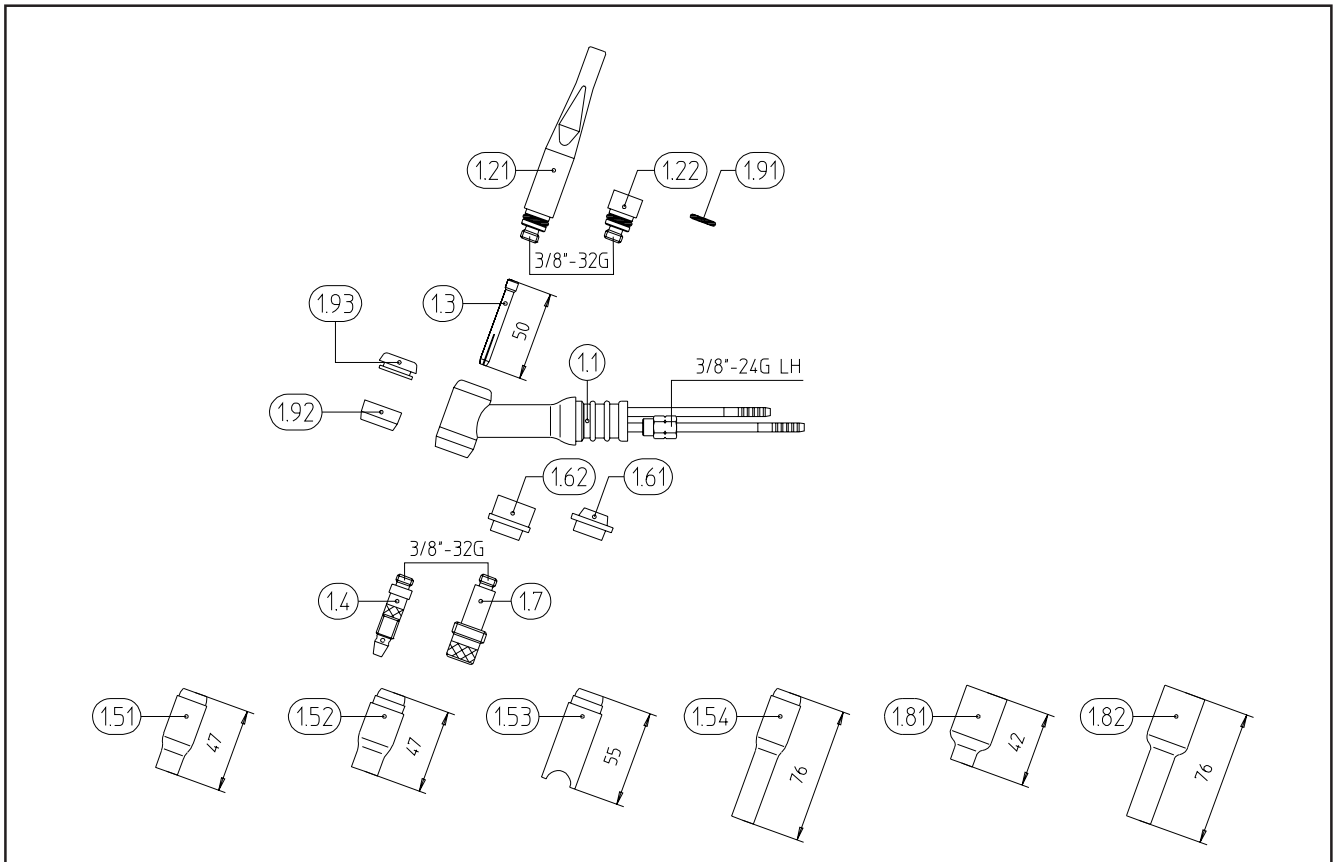
As each torch type has very many variations, we cannot list them all here. Therefore, we indicate only one standard for each type of torch.

Type	Handle version	4,00 m long	8,00 m long
		Part no.	Part no.
SR 18	with single connection, single action switch and 3-pole Tichel connector	705.0211*	705.0212*

\* This part number is a sample, only, which refers to the mentioned „Standard version“. To other torch variations new order numbers will be given. See order confirmation.

Welding & cutting brought to the point.



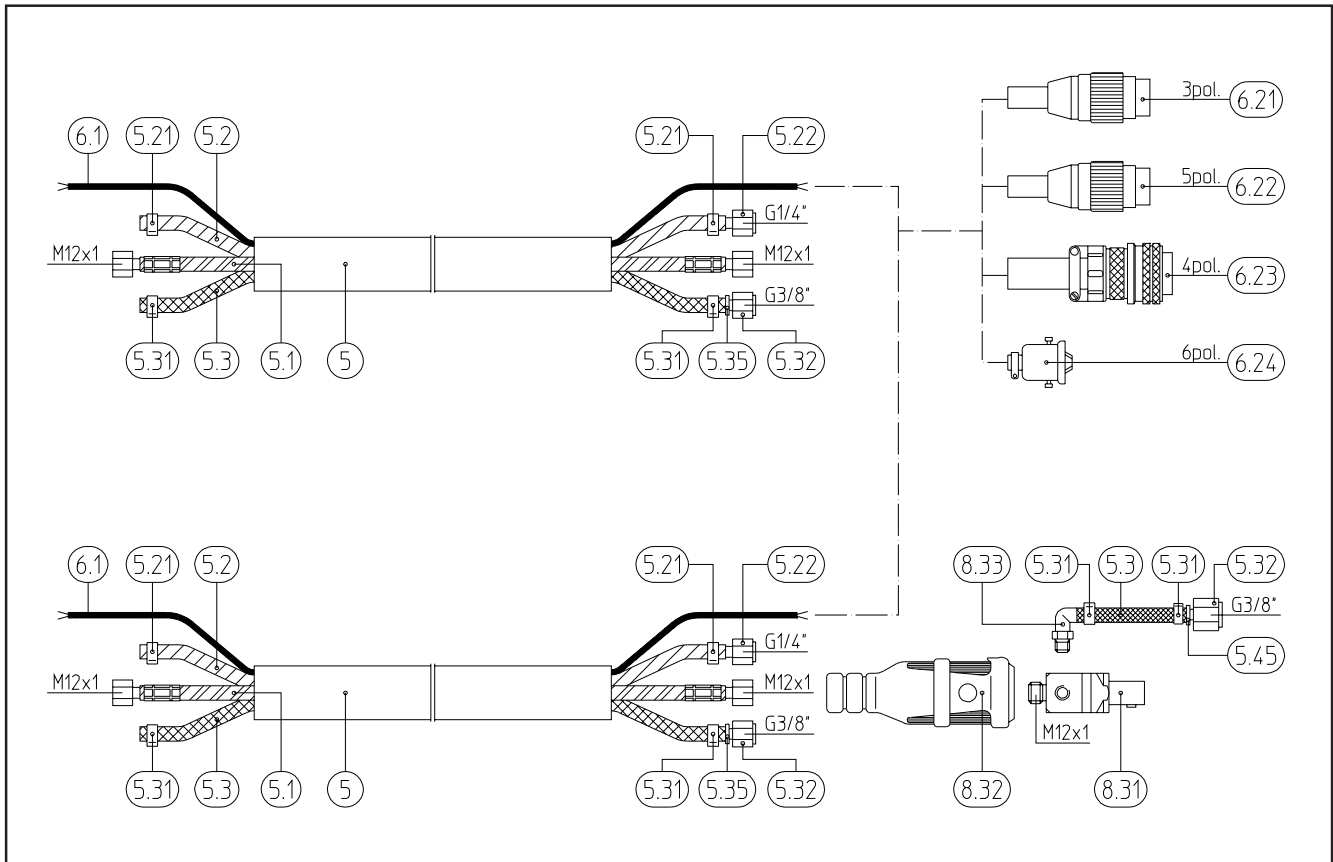


Build group	Pos.	Description	Specifications	Part no.
<b>Torch body</b>	1.1	Torch body SR 18		705.0049
<b>Wear parts</b>	1.21	Back cap (long)		702.0004
	1.22	Back cap (short)		702.0002
	1.91	O-ring 9x2	20 pcs.	165.0031
	1.92	Cup gasket	10 pcs.	703.0012
	1.93	Rear head insert	10 pcs.	703.0011
	1.3	Collet 50.0 mm long for electrode- Ø 0.5 mm		702.0005
		Collet 50.0 mm long for electrode- Ø 1.0 mm		702.0006
		Collet 50.0 mm long for electrode- Ø 1.2 mm		702.0007
		Collet 50.0 mm long for electrode- Ø 1.6 mm		702.0008
		Collet 50.0 mm long for electrode- Ø 2.0 mm		702.0012
		Collet 50.0 mm long for electrode- Ø 2.4 mm		702.0009
		Collet 50.0 mm long for electrode- Ø 3.2 mm		702.0010
		Collet 50.0 mm long for electrode- Ø 4.0 mm		702.0011
	1.4	Collet body for electrode- Ø 0.5-1.2 mm		701.0190
		Collet body for electrode- Ø 1.6 mm		701.0191
		Collet body for electrode- Ø 2.0-2.4 mm		701.0196
		Collet body for electrode- Ø 3.2 mm		701.0197
		Collet body for electrode- Ø 4.0 mm		701.0198
	1.51	Alumina cup, no. 4, Ø 6.5 mm, 47.0 mm long		701.0107
		Alumina cup, no. 5, Ø 8.0 mm, 47.0 mm long		701.0108
	Alumina cup, no. 6, Ø 9.5 mm, 47.0 mm long		701.0109	
	Alumina cup, no. 7, Ø 11.0 mm, 47.0 mm long		701.0110	

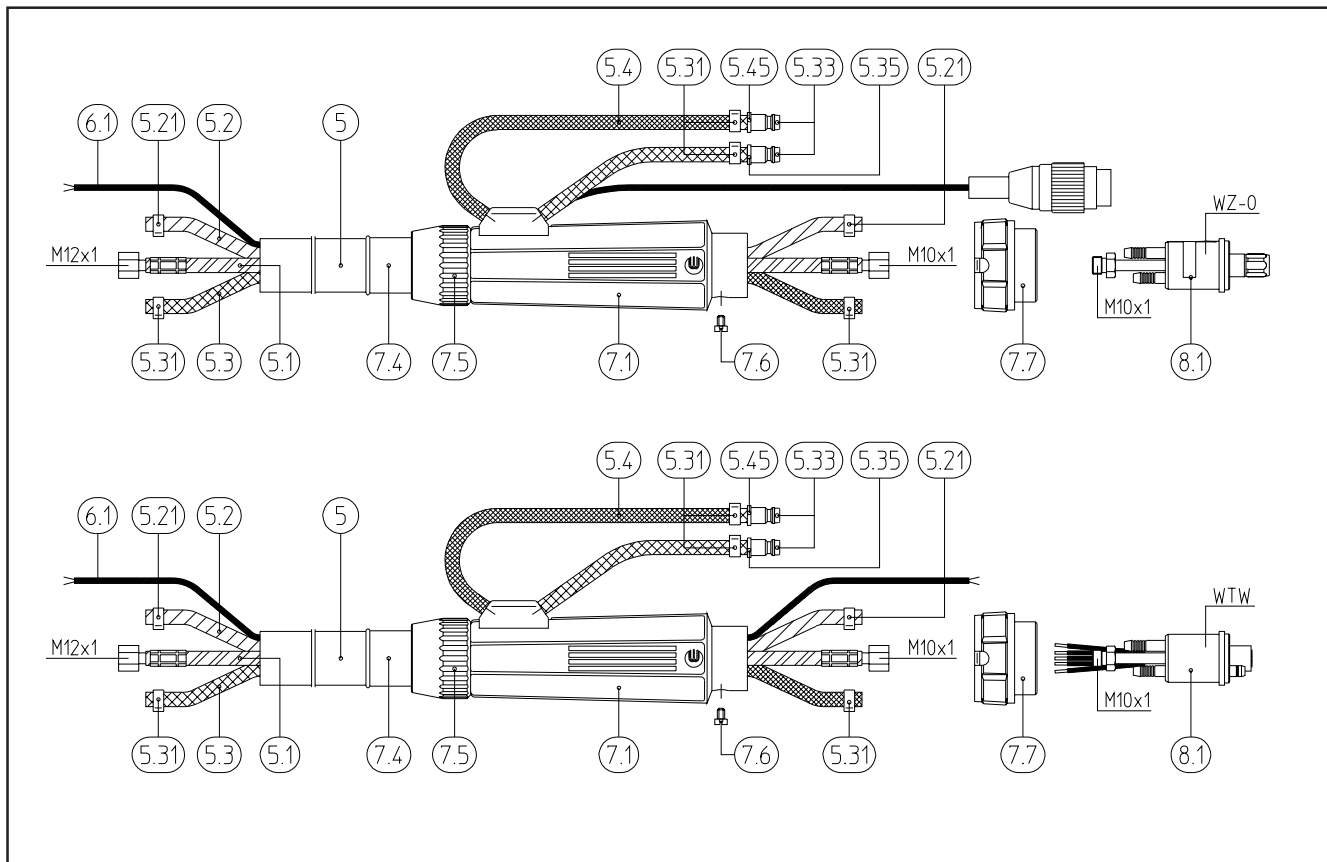


## Build group

Pos.	Description	Specifications	Part no.
	Alumina cup, no. 8, Ø 12.5 mm, 47.0 mm long		701.0111
	Alumina cup, no. 10, Ø 16.0 mm, 47.0 mm long		701.0113
	Alumina cup, no. 12, Ø 19.5 mm, 47.0 mm long		701.0114
1.52	Alumina cup, no. 5, Ø 8.0 mm, 47.0 mm long with metal shield		701.0124
	Alumina cup, no. 6, Ø 9.5 mm, 47.0 mm long with metal shield		701.0126
	Alumina cup, no. 7, Ø 11.0 mm, 47.0 mm long with metal shield		701.0118
	Alumina cup, no. 8, Ø 12.5 mm, 47.0 mm long with metal shield		701.0120
	Alumina cup, no. 10, Ø 16.0 mm, 47.0 mm long with metal shield		701.0122
1.53	Spot weld nozzle, no. 8, Ø 12.5, 55.0 mm long with metal shield		701.0129
1.54	Alumina cup, no. 5, Ø 8.0 mm, 76.0 mm long		701.0115
	Alumina cup, no. 6, Ø 9.5 mm, 76.0 mm long		701.0116
	Alumina cup, no. 7, Ø 11.0 mm, 76.0 mm long		701.0117
	Gas lens accessories		
1.61	Insulator		701.0130
1.62	Insulator (alternative for Pos. 1.93 and 1.61)		701.0199
1.7	Collet body with gas lens for electrode- Ø 1.0 mm		701.0201
	Collet body with gas lens for electrode- Ø 1.6 mm		701.0203
	Collet body with gas lens for electrode- Ø 2.4 mm		701.0207
	Collet body with gas lens for electrode- Ø 3.2 mm		701.0209
	Collet body with gas lens for electrode- Ø 4.0 mm		701.0211



Build group	Pos.	Description	Specifications	Part no.
<b>Wear parts</b>	1.81	Alumina cup, no. 4, Ø 6.5 mm, 42.0 mm long		701.0420
		Alumina cup, no. 5, Ø 8.0 mm, 42.0 mm long		701.0421
		Alumina cup, no. 6, Ø 9.5 mm, 42.0 mm long		701.0422
		Alumina cup, no. 7, Ø 11.0 mm, 42.0 mm long		701.0423
		Alumina cup, no. 8, Ø 12.5 mm, 42.0 mm long		701.0424
		Alumina cup, no. 12, Ø 19.5 mm, 42.0 mm long		701.0426
	1.82	Alumina cup, no. 5, Ø 8.0 mm, 76.0 mm long		701.0427
		Alumina cup, no. 6, Ø 9.5 mm, 76.0 mm long		701.0428
		Alumina cup, no. 7, Ø 11.0 mm, 76.0 mm long		701.0429
<b>Handle and switch</b>	2.1	Handle tube		705.0096
	2.11	Rubber boot		702.0039
	3.1	Binzel switch		701.0213
		Countersunk screw M4x6	20 pcs.	009.0201
	3.2	Rubber switch		185.0013
	3.3	Double switch		185.0015



Build group	Pos.	Description	Specifications	Part no.
Cable assembly	5	Outer cover rubber Ø 25x1.5	per meter	105.0019
	5.1	Power cable liquid-cooled for 4.00 m (Single connection/BSB)		116.0083
		Power cable liquid-cooled for 8.00 m (Single connection/BSB)		116.0084
		Power cable liquid-cooled for 4.00 m (WTW/WZ-0)		116.0077
		Power cable liquid-cooled for 8.00 m (WTW/WZ-0)		116.0078
	5.2	Hose 30 black Ø 4.5x1.5	per meter	109.0040
	5.21	Hose clamp Ø 8.7 mm	20 pcs.	171.0002
	5.22	Nut G 1/4"		500.0082
		Nipple for G 1/4"		500.0087
	5.3	Hose 22 black Ø 5.5x1.5	per meter	109.0032
	5.31	Hose clamp Ø 9.5 mm	20 pcs.	173.0002
	5.32	Nut G 3/8"		500.0081
		Nipple for G 3/8"		500.0083
	5.33	Quick connector	20 pcs.	501.0114
	5.35	Code colour ring blue	20 pcs.	501.2167
	5.4	Red water hose, cpl., with quick connector, 0.5 m		103.0100
	5.45	Code colour ring red	20 pcs.	501.2166
6.1	Control cable 2-pole protected	per meter	100.0017	
	Control cable 2-pole unprotected	per meter	100.0019	
	Control cable 3-pole protected	per meter	100.0022	
	Control cable 3-pole unprotected	per meter	100.0023	
	Control cable 5-pole protected	per meter	100.0028	
w/o fig.	Electric-Insulation hose 6x0,5	per meter	110.0004	
	(for unprotected control cable 100.0019 and 100.0023)			

Build group	Pos.	Description	Specifications	Part no.	
<b>Cable assembly</b>	6.21	Tuchel plug 3-pole		175.0009	
	6.22	Tuchel plug 5-pole		175.0011	
	6.23	Amphenol plug 4-pole		175.0006	
	6.24	Harting plug 6-pole		175.0013	
		Other plug types are available on request.			
	7.1	Connecting case complete		500.0342	
	7.4	Cable support machine side		500.0160	
	7.5	Nut		400.0137	
	7.6	Screw M4x6	20 pcs.	000.0552	
	7.7	Adaptor nut		500.0213	
	8.1	Central adaptor block WTW 5-pol.		501.0062	
	8.2	Central adaptor block WZ-0		501.0075	
		BSB Plug with side entry		500.0177	
		Consisting of:			
	8.31	Power fitting		500.0060	
	8.32	Rubber insulator		500.0141	
	8.33	Hose fitting		500.0255	

Welding & cutting brought to the point.



Alexander Binzel Schweißtechnik GmbH & Co. KG  
 P.O. Box 10 01 53 · D-35331 Gießen  
 Tel.: ++49 (0) 64 08 / 59-0  
 Fax: ++49 (0) 64 08 / 59-191  
 Internet: [www.binzel-abicor.com](http://www.binzel-abicor.com)